

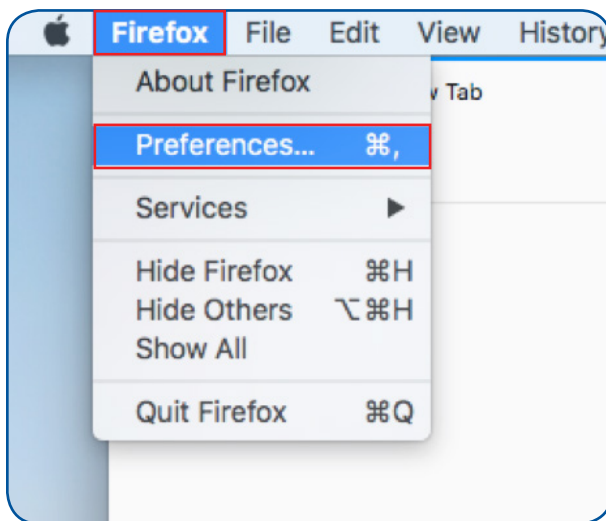
## How to Import a Certificate When Using Apple® Mac® OS X

This document explains the process of importing your digital certificate for use in Mac OS X with Mozilla® Firefox and/or Safari.

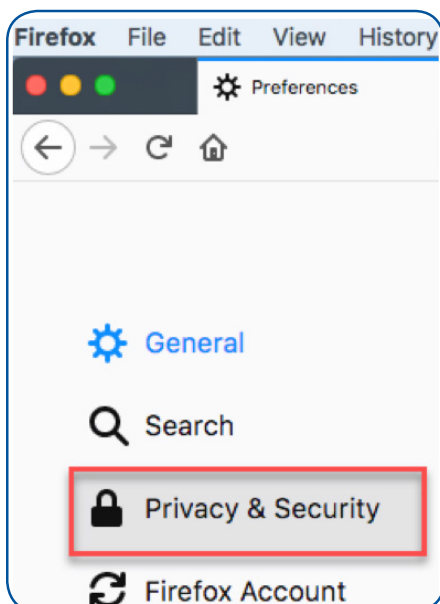
### Mozilla Firefox

To import your digital certificate for use in another browser or on a different device when using Mozilla Firefox, please use these instructions.

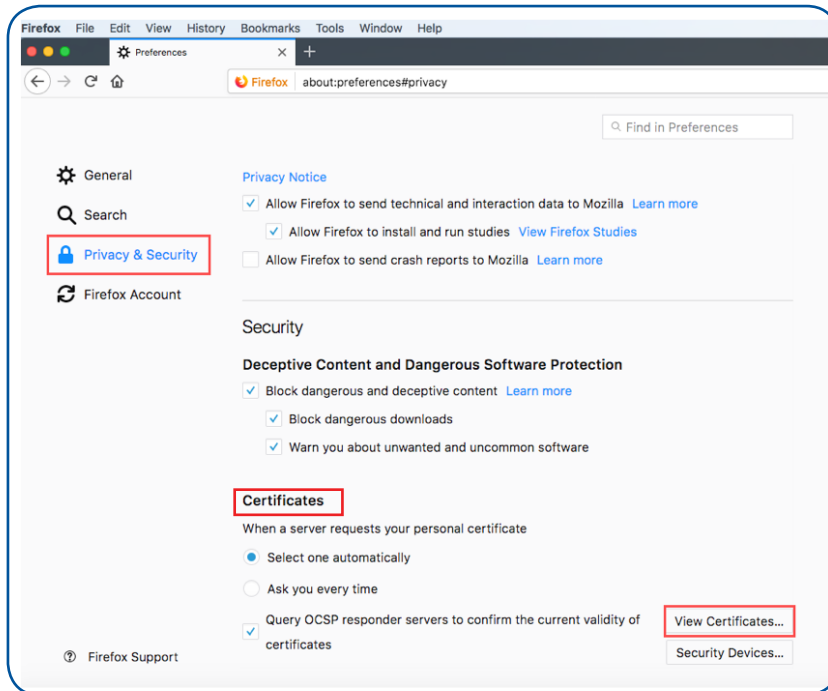
1. Click the **“Firefox”** menu on the top of Firefox. Then click **“Preferences”**.



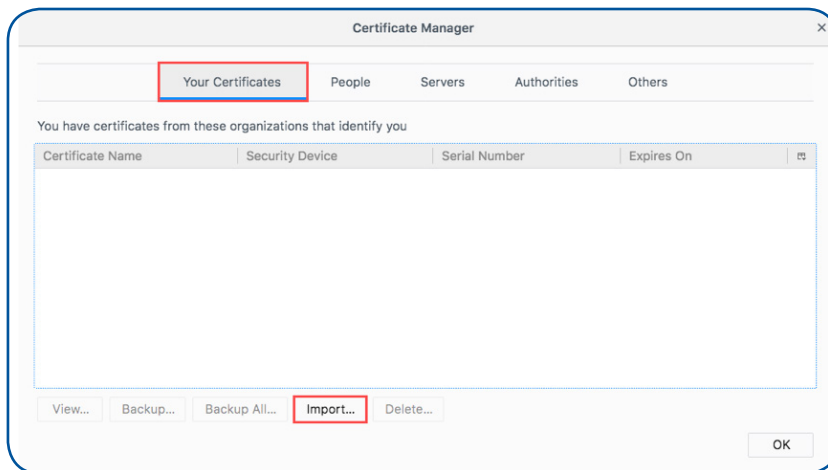
2. You will have icons on the left side or on the top of the options window. Select **“Privacy & Security”**.



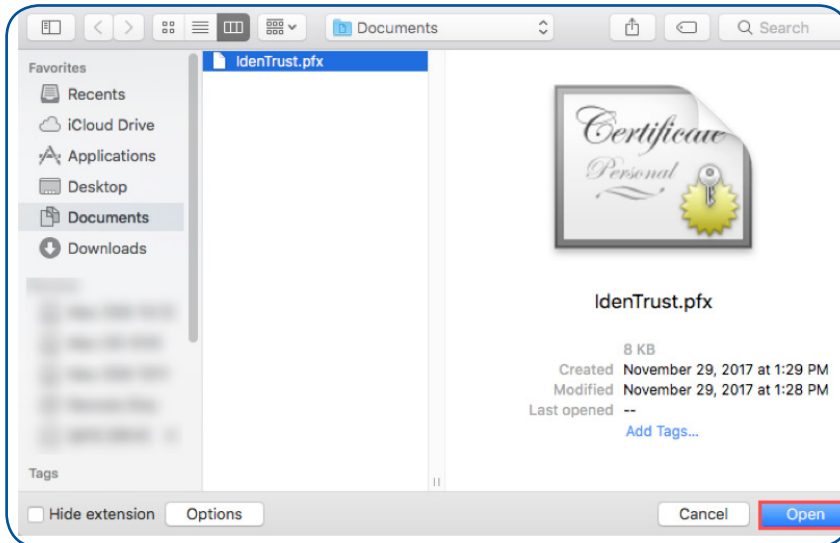
3. The full window will look like this. Scroll down until you locate the **“Certificates”** section. Click on **“View Certificates”**.



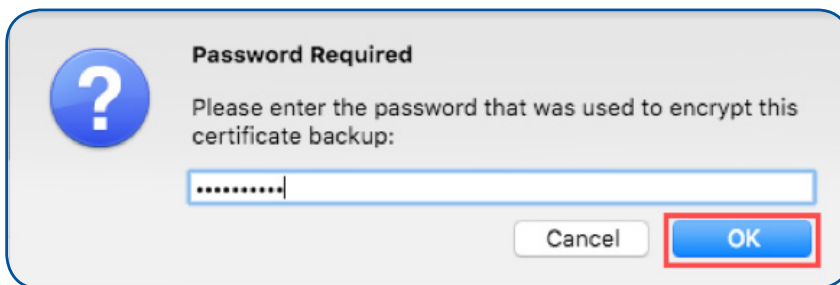
4. The **“Certificate Manager”** window will open. Select **“Your Certificates”** and then click the **“Import”** button.



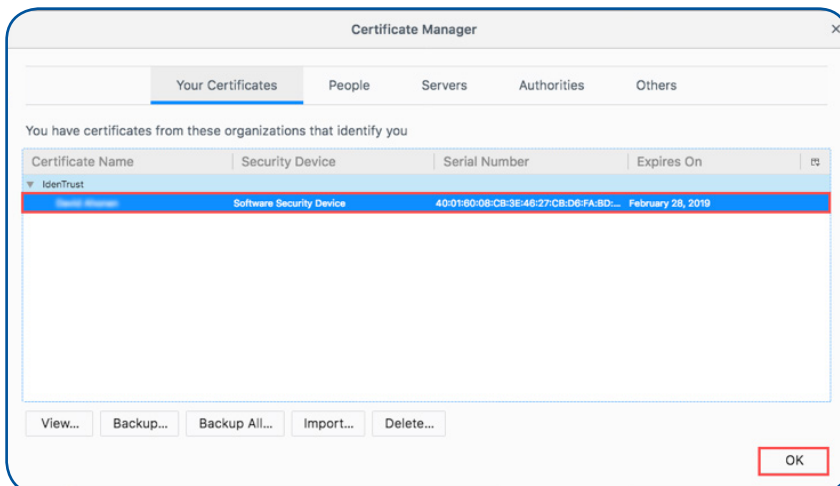
5. Browse to the location of the certificate you wish to import. Select the certificate file and click **“Open”**.



6. The **“Password Required”** window will prompt for the password that was used when the export or back up file was originally created. Enter the certificate password and click **“OK”**.



7. Your certificate will then be displayed in the **“Certificate Manager”** window. Click **“OK”** to close the window.

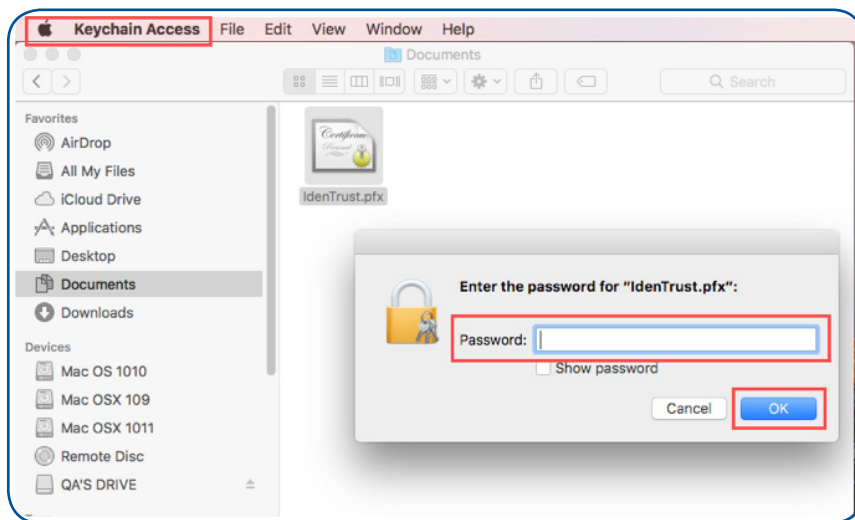


Now that you have imported your certificate into your browser, you can test the certificate on our website at [www.IdenTrust.com/test](http://www.IdenTrust.com/test).

### Safari

To import your digital certificate for use in another browser or on a different device when using Safari, please use these instructions.

1. Locate the backup file of your certificate that was previously saved or exported.
2. Double-click the certificate file. *The certificate file will be in a .pfx or a .p12 file type.*
3. The “**Keychain Access**” will open.



4. Type the password that was created when the certificate was previously exported and click “**OK**” to close the window.

Now that you have imported your certificate into your browser, you can test the certificate on our website at [www.IdenTrust.com/test](http://www.IdenTrust.com/test).